






Droplet Precautions

In addition to [Routine Practices](#)



	<h2>Accommodation</h2> <ul style="list-style-type: none">• Single room and bathroom (recommended whenever possible).• Droplet Precautions sign visible on entry to room or bed space.• Room door may remain open (close door if an aerosol-generating medical procedure [AGMP] is in progress).• If room-sharing, a separation of at least 2 metres between patients¹, a dedicated bathroom or commode for each patient and privacy curtains must be pulled between patients.
	<h2>Hand hygiene</h2> <ul style="list-style-type: none">• Perform hand hygiene using alcohol-based hand rubs (ABHR) or soap and water as described in Routine Practices.• Perform hand hygiene:<ul style="list-style-type: none">○ Before accessing and putting on facial protection○ After taking off facial protection.• Educate patients and visitors about how and when to use hand hygiene products.
	<h2>Personal protective equipment: Facial (masks and eye) protection</h2> <ul style="list-style-type: none">• Wear facial protection to protect your mouth, nose and eyes.• If you need a mask, you also need eye protection (e.g., goggles, face shields, visors attached to masks).• Perform hand hygiene before putting on and immediately after taking off facial protection.• Proper wearing of masks includes:<ul style="list-style-type: none">○ Ensuring a snug fit over the nose and under the chin○ Moulding the metal bar over the nose○ Wearing the mask with the moisture-absorbing side closest to the face○ Removing mask when leaving patient room or bed space○ Changing mask when it becomes moist○ Carefully removing after use, touching only the elastic or ties○ Not wearing mask around the neck.• Prescription glasses do not meet Workplace Health and Safety regulations for eye protection.• Clean and disinfect re-useable eye protection after each use.

¹ Patients are all persons who receive or have requested healthcare or services. The terms “client” or “resident” may also be used, depending on the healthcare setting.



	<ul style="list-style-type: none"> Discard single-use masks and eye protection in waste container. <p>Refer to the AHS Donning and Doffing PPE posters for details on careful removal and disposal of facial protection.</p>
	<h3>Handling patient care items and equipment</h3> <ul style="list-style-type: none"> Use disposable patient equipment when possible. Dedicate re-useable equipment for a single patient use only, until discharge (e.g., thermometers, blood pressure equipment). If reusable equipment cannot be dedicated for a single patient use, clean and disinfect it between patients. <ul style="list-style-type: none"> Refer to manufacturer’s instructions for equipment specific cleaning information. Droplet Precaution rooms should contain a dedicated linen bag, double bag only if leaking. Do not share toys, electronic games, and books that cannot be cleaned and disinfected. Clean and disinfect shared tubs and showers immediately after use as per AHS procedures. Used meal trays and dishes do not require special handling. Place on the dietary cart or in an area designated for used dishes. Disposable dishes and utensils are not required. After patients are discharged, transferred or droplet precautions are discontinued, clean/disinfect reusable equipment, discard single-use supplies that remain and launder unused linens.
	<h3>Patient ambulation outside room, bed space or transfer</h3> <ul style="list-style-type: none"> Patients should leave the room or bed space for essential purposes only; exceptions require IPC consultation. Before patients leave their room, educate or assist them to: <ul style="list-style-type: none"> Perform hand hygiene Put on a procedure/surgical mask Avoid public common areas such as cafeterias. Notify the receiving area, before departure, of the need for Droplet Precautions. Transport staff should assess the risk of spreading infection and choose clean personal protective equipment (PPE) if necessary, to handle the patient during transport and at the transport destination, using Infection Prevention and Control Risk Assessment (IPC RA). PPE is to be removed when patient handling is complete.



	<h2>Environmental cleaning</h2> <ul style="list-style-type: none"> • Room surfaces and equipment cleaning/disinfection is required on a daily basis or more frequently if directed by IPC using AHS approved products and procedures. • After discharge, transfer or droplet precautions are discontinued, clean room as per AHS cleaning procedures. • Replace privacy curtains as recommended. • When discontinuing droplet precautions but not discharging or transferring the patient, coordinate patient’s personal hygiene with the environmental cleaning to avoid cross contamination. • Additional precaution signs should not be removed until both personal hygiene and environmental cleaning have been completed.
	<h2>Visitors</h2> <ul style="list-style-type: none"> • Encourage visitors to perform hand hygiene. • Instruct family or visitors how to put on and take off facial protection (eye protection and mask.) • Droplet Isolation Precautions Family/Visitor information is an additional resource for visitors. • Keep the number of visitors to a minimum.



[Creative Commons Attribution-Non-commercial-Share Alike 4.0 International license](#)

© 2025 Alberta Health Services, IPC

For more information contact ijcsurvstdadmin@ahs.ca

Original date: July 2018
Revised: March 17, 2025