

Contact Precautions



This work is licensed under a [Creative Commons Attribution-Non-commercial-Share Alike 4.0 International license](https://creativecommons.org/licenses/by-nc-sa/4.0/). The license does not apply to AHS trademarks, logos or content for which Alberta Health Services is not the copyright owner.

Disclaimer: This material is intended for general information only and is provided on an "as is", "where is" basis. Although reasonable efforts were made to confirm the accuracy of the information, Alberta Health Services does not make any representation or warranty, express, implied or statutory, as to the accuracy, reliability, completeness, applicability or fitness for a particular purpose of such information. This material is not a substitute for the advice of a qualified health professional. Alberta Health Services expressly disclaims all liability for the use of these materials, and for any claims, actions, demands or suits arising from such use.

In addition to **Routine Practices**

Also applies to patients with selected* Antibiotic Resistant Organism (ARO) and/or requiring Sporicidal Contact Precautions.



Accommodation

- Single room and bathroom (recommended whenever possible).
- **Contact Precautions sign** visible on entry to room or bed space.
- Room door may remain open.
- If room-sharing, maintain at least two (2) metres of physical separation between bed/stretchers for all circumstances, provide a dedicated bathroom or commode for each patient¹ and close privacy curtains between patients.



Accommodation: Additional considerations for patients with ARO

- **Contact and Droplet Precautions** should be initiated if a patient with ARO also has respiratory symptoms e.g., cough and fever, runny nose
- If a single room is not possible, due to capacity issues, a patient with an ARO patient may be **Cohorted** or placed on *Contact Precautions without walls*.
 - Patients requiring Droplet precautions are not eligible for "Contact Precautions without Walls".

To initiate Contact Precautions Without Walls:

- Notify Infection Prevention and Control
- Create a visual barrier to define the precaution space(s). A privacy curtain or a portable, wipeable screen may be used.

Refer to [IPC Cohorting Recommendations in Acute Care](#) and [Cohorting Principles](#) for detailed information.






Hand hygiene


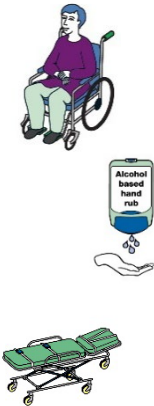

- Perform **hand hygiene** using alcohol-based hand rub (ABHR) or soap and water as described in **Routine Practices**.
- Use plain soap and water when:
 - hands are visibly soiled;
 - caring for patients with diarrhea and/or vomiting.
- Perform **hand hygiene**:
 - before accessing and putting on gown and gloves;
 - after taking off gloves and after taking off a gown.
- Educate patients and visitors about how and when to use **hand hygiene** products.

¹ Patients are all persons who receive or have requested health care or services. The terms "client" or "resident" may also be used, depending on the health care setting.






	<p>Personal protective equipment: Gowns</p> <ul style="list-style-type: none"> • Wear a new gown to enter patient room or bed space. • Fasten the tie strings at the neck and the waist. • Make sure the sleeves cover your wrists. • Put on gown before putting on gloves; gloves should cover the gown cuffs. • Do not wear a gown outside a patient room or bed space unless transporting contaminated items. • Remove soiled gowns as soon as possible. • Take off gloves and perform hand hygiene before taking off gown. • Place used, disposable gowns in regular waste container, do not tear or rip to remove, and perform hand hygiene. • Place washable gowns in linen bag dedicated to room and perform hand hygiene. <p>Refer to the AHS Donning and Doffing PPE posters for details on careful removal and disposal of gowns.</p>
	<p>Personal protective equipment: Facial (masks and eye) protection</p> <p>For patients with an ARO displaying respiratory symptoms</p> <ul style="list-style-type: none"> • Contact and Droplet Precautions should be initiated if a patient with ARO also has respiratory symptoms e.g., cough and fever, runny nose.
	<p>Personal protective equipment: Gloves</p> <ul style="list-style-type: none"> • Wear non-sterile gloves to enter patient room or bed space. • Put on gown first and then gloves after, gloves should cover gown cuffs. • Gloves are single-use. Use only once, then dispose of them immediately after use. • Change gloves between care activities for the same patient (e.g., when moving from a contaminated body site to a clean body site). • Sterile gloves are for sterile procedures. • Never wear gloves outside a patient room or bed space unless transporting contaminated items. • Remove damaged gloves as soon as possible and perform hand hygiene. • Never wash gloves or use ABHR while wearing gloves. • Take off gloves and perform hand hygiene before taking off gown. • Discard used gloves in a waste container. <p>Refer to the AHS Donning and Doffing PPE posters for details on careful removal and disposal of gloves.</p> <p>For more detailed information on glove use see Glove Use and Selection: IPC Best Practice Guidelines or Proper Glove Use as part of Personal Protective Equipment.</p>



	<h3>Handling patient care items and equipment</h3> <ul style="list-style-type: none"> • Use disposable patient equipment when possible. • Dedicate re-useable equipment for a single patient use only, until discharge (e.g., thermometers, blood pressure equipment). • If reusable equipment cannot be dedicated for a single patient use, clean and disinfect it between patients. <ul style="list-style-type: none"> ○ Refer to manufacturer’s instructions for equipment specific cleaning information. • Contact Precaution rooms should contain a dedicated linen bag; double bag only if leaking. • Do not share toys, electronic games, and books that cannot be cleaned and disinfected. • Clean and disinfect shared tubs and showers immediately after use as per AHS procedures. • Used meal trays and dishes do not require special handling. Place on the dietary cart or in an area designated for used dishes. Disposable dishes and utensils are not required. • After patients are discharged, transferred or contact precautions are discontinued, clean/disinfect reusable equipment, discard single-use supplies that remain and launder unused linens.
	<h3>Patient ambulation outside room, bed space or transfer</h3> <ul style="list-style-type: none"> • Patients should leave the room or bed space for essential purposes only, exceptions require IPC consultation. • Before patients leave their room, educate or assist them to: <ul style="list-style-type: none"> ○ perform hand hygiene; ○ put on clean clothing or hospital gown/housecoat; ○ ensure dressings and incontinence products contain drainage; ○ avoid public common areas such as cafeterias. • Medical charts transported with the patient must be kept clean. • Notify the receiving area, before departure, of the need for Contact Precautions. • Include information about ARO on the transfer documentation. • Transport Staff should assess the risk of spreading infection and choose clean personal protective equipment (PPE) if necessary, to handle the patient during transport and at the transport destination, using Infection Prevention and Control Risk Assessment (IPC RA). PPE is to be removed when patient handling is complete.
	<h3>Environmental cleaning</h3> <ul style="list-style-type: none"> • Room surfaces and equipment cleaning/disinfection is required on a daily basis or more frequently if directed by IPC using AHS-approved products and procedures. • After discharge, transfer or contact precautions is discontinued, clean room as per AHS cleaning procedures. • Replace privacy curtains when visibly soiled and as recommended. • Additional precaution signage should not be removed until both patient’s personal hygiene and environmental cleaning have been completed.



	<p>Sporicidal specific information</p> <ul style="list-style-type: none"> • Single room and bathroom (recommended whenever possible). • Contact Sporicidal Cleaning Precautions sign visible on entry to room or bed space. • Room surfaces and equipment cleaning/disinfection is required on a daily basis or more frequently if directed by IPC using AHS approved sporicidal products and procedures. • After discharge, transfer or contact sporicidal precautions are discontinued, clean room as per AHS sporicidal cleaning discharge/transfer procedures including replacing privacy curtains. • Contact Sporicidal Cleaning Precautions signs should not be removed until both the patient's personal hygiene and discharge/transfer environmental cleaning have been completed. Patients may continue to require Contact Precautions after sporicidal precautions are discontinued (for example patient has an ARO)
	<p>Visitors</p> <ul style="list-style-type: none"> • Encourage visitors to perform hand hygiene. • Instruct family or visitors how to put on and take off gown and gloves, if they are assisting with care (e.g., feeding, turning, patient hygiene, toileting, assisting with ambulation.) • Contact Precautions Family/Visitor information is an additional resource for visitors. • Keep the number of visitors to a minimum.
<p>ARO Specific Information</p> 	<p>*Selected ARO</p> <p>Refer to Acute Care Disease and Conditions Table for a list of antibiotic resistant organisms that require additional precautions.</p> <p>Disclosure</p> <p>AHS Disclosure of Harm Procedure must be followed by persons disclosing and communicating ARO status.</p> <p>Discontinuation of Precautions</p> <p>Infection Prevention and Control must be consulted BEFORE discontinuing Additional Precautions for patients with ARO.</p> <p>Refer to the IPC Diseases and Conditions Table for organism/symptom specific criteria for discontinuing precautions.</p> <p>Contact IPC or delegate for further guidance.</p>

