

Adult Coding Access Targets for Surgery

aCATS Report Guide Edmonton Zone

July 26, 2016

Disclaimer

If this is the first time reading/reviewing this report guide please contact your aCATS site lead for any questions or concerns.

Document History

Version	Date	Name	Changes/Details
1	July 26, 2016	Bernice Ring	Development

Distribution

Version	Date	Name	Distributed to Whom

Table of Contents

	PAGE
Resources	5
aCATS code book	
Information for Surgical Offices	5
Surgery specific forms	
Policies	5
Edmonton AHS - Booking Surgical Procedures	
Booking Elective Surgical Procedures	
Cancelling an Elective Procedure	
Booking/Cancelling Emergency Procedures	
Bookings for Trauma Room	
Provincial - Wait Time Measurement, Management and Reporting of Scheduled Health Services: document #1151	
Waitlist Reporting/Management	6
Surgeon Detail Reports	
Zone and Chief Reports	
Ad hoc reports	
Data Validity	7
Validation Routines	
Reports – Tableau	9
Report Disclaimers and notes.....	10
1A2 - aCATS Surgical Waitlist.....	11
4A - Waitlist by aCATS Diagnosis: Activity by Month.....	12
5A - aCATS Surgical Summary Chart.....	13
5B - aCATS Surgical Summary.....	14
5C - Surgical Summary by aCATS Code and Diagnosis.....	15
6A - aCATS Surgical Wait Times (Waiting).....	16
6B - aCATS Surgical Wait Times (Completed).....	16

6C - aCATS Surgical Waiting and Completed by Provider.....	17
98A - Zone Waitlist by aCATS Diagnosis by Service Detail.....	18
99A - Zone Waitlist by aCATS Diagnosis by Site Detail.....	19
Edmonton Zone Completed Surgeries Report.....	20
Reports – Access.....	21
Edmonton Zone Access Reports	
Waiting Out of Window Physician Summary.....	22
Waiting Out of Window Service Summary.....	22
Completed Out of Window Physician Summary	23
Completed Out of Window Service Summary.....	23

Resources

aCATS <http://www.albertahealthservices.ca/scns/Page12929.aspx>

Hard copy of code list available upon request from an aCATS Lead

Electronic copy available:

External link: <http://www.albertahealthservices.ca>

Information for Surgical Offices

Surgery Specific Forms

Surgery specific forms have been created to facilitate the surgical booking process

External links to the forms can be found:

<http://www.albertahealthservices.ca/referralforms.asp>

Surgical Booking Request Reference Guide:

<http://www.albertahealthservices.ca/scns/Page10354.aspx>

Policies

Edmonton AHS

Policy Name: Booking Surgical Procedures

Policy Number: 67.15.1

Policy Name: Booking Elective Surgical Procedures

Policy Number: 67.15.2

Policy Name: Canceling an Elective Procedure

Policy Number: 67.15.3

Policy Name: Booking/Canceling Emergency Procedures

Policy Number: 67.15.4

Policy Name: Bookings for Trauma Room

Policy Number: 67.15.5

Provincial

Policy: Wait Time Measurement, Management, and Reporting of Scheduled Health Services
Document #1151

External link: <https://extranet.ahsnet.ca/teams/policydocuments/1/clp-ahs-pol-wait-times.pdf>

Waitlist Reporting/ Management

Different aCATS reports are generated each Wednesday afternoon, after the aCATS data repository has been updated. This process is automated for some of the reports and manually generated for others, with distribution to various stakeholders via AHS email, encrypted email (non AHS email) and/or by fax.

aCATS Leads are available to assist with any inquiries that may arise.

1A2 aCATS Surgical Waitlist (Waitlist by aCATS Diagnosis by Surgeon Detail) - Biweekly

Tableau reports are sent to surgeon's offices using a master distribution list.

- Week One: Cardiovascular, Vascular, Thoracic, General Surgery, Plastics, Urology, UroGynecology. Obstetrics/Gynecology (separate C-sections from reports)
- Week Two: Dental/OMF, Ophthalmology, Otolaryngology, Thoracic, Neurosurgery, Orthopedics (separate MSK from Ortho for RAH, OSC and MCH sites)

Recipients review these reports for accuracy and correct errors as required. The information is updated in ORIS by the recipient themselves or they may notify the appropriate Surgical Booking office to complete. These updates may include as per AHS Policy 1151:

- Patients who have exceeded their access wait time target (as determined by their diagnosis and/or clinical urgency) or have been waiting on a waitlist longer than 1 year should be reviewed and their access appropriately managed.
- Individuals who have voluntarily chosen to wait (a voluntary wait is where the patient is not socially ready to treat) will have their wait time calculations modified (by changing the Ready to Treat date) but will remain on the list.

Zone and Chief Reports - Monthly (first Wednesday after month end complete)

- Edmonton Zone Service Surgical Leads will receive a Waiting and Completed Out of Window Physician Summary for the previous month.
- Each Site Surgical Lead and Site Operation Dyad will receive a Waiting and Completed Out of Window Service Summary for the previous month.

Ad Hoc Reports

- Ad hoc reports are sent upon request.

Data Validity

The goal of establishing aCATS data quality processes across the province is to ensure the integrity of the aCATS data is maintained and monitored to accurately reflect and measure service wait time from Decision to Treat (DTT) and Ready to Treat (RTT) to completion of treatment.

Data quality processes incorporates the building of edit and or validity reports at the source to catch data entry errors, as well as monitor and identify data quality issues at the data repository level.

Data quality edits include the following:

1. Hard-coded edits at the (source) data entry field level, restricting erroneous data from being entered.
2. Soft-coded edits (error reports) that capture data entry errors, post entry.

Data quality monitoring includes the following:

1. Monitoring percentage of common aCATS codes and suggested wait times used by surgeons.
2. Monitoring high out of window or high in window percentages.
3. Monitoring appropriate aCATS code diagnosis assignment, partially automated and partially completed through the chart review process.

Validation Routines

Daily and/or Weekly

- Review completed reports for:
 - Missing or incorrect aCATS codes or Ready To Treat (RTT) date.
 - RTT after Decision To Treat (DTT), and before surgery date.
- Review waiting reports:
 - Using Audit reports for:
 - missing aCATS information-DTT date, RTT date, aCATS code
 - RTT and DTT date (ensure RTT after DTT)
 - accuracy of code selection
 - For any missing fields- either call offices or send fax for required information to be added
 - “Other” codes and question or suggest possible more appropriate codes to surgeon /office.

Weekly and/or Biweekly

- Run “other” reports from **Tableau** and review each entry for possible more appropriate code –record surgeon, code-diagnosis for Follow-up teaching or new code
- Review the 1A2 Surgeon Detail Report for appropriate scheduling

Monthly

- On the last day of each month run **completed** Edmonton Zone reports from **Tableau** (include NHSF(Non Hospital Surgical Facilities)
 - Review for missing information and “other” codes
 - RTT after DTT, RTT before Surgery Date
 - Follow-up with surgeon’s offices for cases completed far Out of Window (OOW) and ensure RTT date and aCATS code was correct.
 - Check and review zero and negative waited days for accuracy, ensure RTT date correct
- Audit reports to be run and reviewed with appropriate corrections made.

Reports

Tableau Reports:

The following is a list of reports used in the Edmonton Zone. These reports have several sort and filter capabilities depending on what information may be required. Such as: site, provider service, provider, cancer/non cancer, target time (in/out out window), days to target %, aCATS diagnosis, patient name, uli number, booking number, date ranges, details or summary, waiting or completed.

[1A2 - aCATS Surgical Waitlist \(Waitlist by aCATS Diagnosis by Surgeon Detail\)](#)

[4A - Waitlist by aCATS Diagnosis: Activity by Month](#)

[5A - aCATS Surgical Summary Chart](#)

[5B - aCATS Surgical Summary](#)

[5C - Surgical Summary by aCATS Code and Diagnosis](#)

[6A - aCATS Surgical Wait Times \(Waiting\)](#)

[6B - aCATS Surgical Wait Times \(Completed\)](#)

[6C - aCATS Surgical Waiting and Completed by Provider](#)

[98A - Zone Waitlist by aCATS Diagnosis by Service Detail](#)

[99A - Zone Waitlist by aCATS Diagnosis by Site Detail](#)

[Edmonton Zone Completed Surgeries Report](#)

Tableau Report Disclaimers:

1. This is an aCATS data report sourced from the Operating Room Information System (ORIS) and surgeon waitlist may not be 100% represented on this report. For waitlist patients without an aCATS code, this report must be used in conjunction with pre-existing process.
2. This report is confidential. For internal and surgeon use, validation and/or education purposes and is not intended for funding or capacity management purposes.

Notes:

1. Cases with multiple procedures are attributed to the primary or admitting surgeon providing care. The case is not included in reports for the second surgeon or services.
2. Sort order is by Days to Target % (=Days Waited divided by Target Time)
3. ULI is Unique Lifetime Identifier and Alberta Personal Health Number (PHN for Alberta residents).
4. Booking# is the scheduling application generated number or unique identifier of the patient surgical booking.
5. Cancer Y/N relates to the aCATS diagnosis subcategory which indicates cancer or suspected cancer.
6. Procedure is procedure as documented by the surgeon on the surgical booking request.
7. Estimated OR Case Time is case setup to case teardown end time.
8. Booked Patient Admit Type is admission status as documented on the surgical booking request
9. Target days are the days determined by aCATS diagnosis as suggested wait time.
10. Included all cases with the status of active or waitlist where surgery has not been completed.

1A2 - aCATS Surgical Waitlist (Waitlist by aCATS Diagnosis by Surgeon Detail)

The 1A2 Report is the aCATS Surgeon Waitlist report and represents a snapshot of all patients waiting, with an aCATS code as of the Wednesday update. This reports sequences the patient's wait in order of priority calculated by (**Days to Target % = days waited (from Ready to Treat Date) divided by target days**) according to the **Suggested Wait Time** as determined by the **aCATS diagnosis**. This report is most useful as a scheduling tool.

The primary report users of this report would be surgeons / medical office assistants and OR booking entry staff.

SITE	GROUP	MNEMONIC GROUP	CASES INCLUDED	ULI / BOOKING NO / ...	DEMAND DATE OR DATE ENTERED	BOOKED PATIENT ADMIT TYPE	PROVIDER SERVICE	PROVIDER	SORT
(All)	(All)	(All)	(All)	ULI	DEMAND DATE	(All)	(All)	(All)	DAYS TO TARGET...

Alberta Health Services - Edmonton Zone
Waitlist by aCATS Diagnosis by Surgeon Detail

Site: All
Service: All
Provider: All
Cases Included: All
Process Date: 4/25/2016 12:38:51 PM

01) This is an aCATS data report sourced from the Operating Room Information System and surgeon waitlist may not be 100% represented on this report. For waitlist patients without an aCATS code, this report must be used in conjunction with pre-existing process.
02) **This report is confidential.** For internal and surgeon use, validation and/or education purposes and is NOT intended for funding or capacity management purposes.

SITE	PATIENT NAME	ULI / BOOKING NO / MRN	PROVIDER	aCATS CODE	aCATS CODE DIAGNOSIS	PROCEDURE DESCRIPTION	EST OR CASE TIME	BOOKED PATIENT ADMIT TYPE	DECISION TO TREAT DATE	READY TO TREAT DATE	DEMAND DATE OR DATE ENTERED	SCHEDULED DATE	TARGET DAYS	DAYS TO TARGET %
				E3F3	cataract visually significant that is not better defined by one of the above categories	phacoemulsification cataract extraction with intraocular lens implant	15	DS	2014/12/02	2014/12/02	2015/03/24	2015/05/11	112	356%
				E3F3	cataract visually significant that is not better defined by one of the above categories	phacoemulsification cataract extraction with intraocular lens implant	15	DS	2014/12/03	2014/12/03	2015/03/25	2015/03/30	112	355%
				E3F3	cataract visually significant that is not better defined by one of the above categories	phacoemulsification cataract extraction with intraocular lens implant	15	DS	2014/12/03	2014/12/03	2015/03/25	2015/05/11	112	355%
				E3F3	cataract visually significant that is not better defined by one of the above categories	phacoemulsification cataract extraction with intraocular lens implant	15	DS	2014/12/10	2014/12/10	2015/04/01	2015/05/11	112	349%
				E3F3	cataract visually significant that is not better defined by one of the above categories	phacoemulsification cataract extraction with intraocular lens implant	15	DS	2015/01/13	2015/01/13	2015/05/05	2015/03/30	112	319%
				E3F3	cataract visually significant that is not better defined by one of the above categories	phacoemulsification cataract extraction with intraocular lens implant	15	DS	2015/01/13	2015/01/13	2015/05/05	2015/05/11	112	319%

Expectations of the recipients:

- Schedule the patient to as close to the demand date as possible as patients who are at the top of the list should be considered a priority for the next available surgery date.
- Ensure the Ready to Treat date accurately reflects the patient's current medical, social and functional readiness for surgery. If new information becomes available, update the RTT date with your booking office or in your booking system.
- Review all cases that have waited for more than one year.
- Ensure the patient is still actively waiting for surgery.
- As per **AHS Policy 1151** remove the patient if their clinical condition has deteriorated to a point where surgery is no longer appropriate, they are confirmed deceased, have had the surgical procedure elsewhere, they no longer wish to pursue surgery and /or after multiple attempts and due diligence the patient cannot be contacted.

4A - Waitlist by aCATS Diagnosis: Activity by Month

The 4A Report is a waitlist by aCATS Diagnosis summary for sites by fiscal year. It displays the number of patients waiting at the end of each month and the completed cases for each month.

This report is used by operational leadership.

Detailed view-Waiting

Alberta Health Services - Edmonton Zone
 Waitlist by aCATS Diagnosis: Activity by Month - PATIENTS WAITING
 Reporting Period: 2015/10/01 to 2015/10/31
 Site: All
 Cases Included: All
 Process Date: 4/25/2016 12:38:51 PM

This is an aCATS data report sourced from the Operating Room Information System and surgeon waitlist may not be 100% represented on this report. For waitlist patients without an aCATS code, this report must be used in conjunction with pre-existing process.

SITE	aCATS CODE	aCATS DIAGNOSIS	APR	MAY	JUN	JUL	AUG	SEP	OCT	NOV	DEC	JAN	FEB	MAR
ALBERTA	E3F3	CATARACT VISUALLY SIGNIFICANT THAT IS NOT BETTER DEFINED BY ONE OF THE ABOVE CATE..	61	62	32	36	36	42	57	80	115	133	169	188
CHHHS	8N03	DERMATOCHALASIS INVOLVING VISUAL AXIS	Null	Null	Null	Null	Null	Null	Null	Null	Null	Null	Null	3
	8NH1	ENOPHTHALMOS	Null	Null	Null	Null	Null	Null	Null	Null	Null	Null	Null	1
	14E8	EYELID DEFECTS	Null	Null	Null	Null	Null	Null	Null	Null	Null	Null	Null	1
	14P4	EYELID RETRACTION	Null	Null	Null	Null	Null	Null	Null	Null	Null	Null	Null	1
CHHHS	E3F3	CATARACT VISUALLY SIGNIFICANT THAT IS NOT BETTER DEFINED BY ONE OF THE ABOVE CATE..	265	283	302	352	390	399	371	383	379	413	442	416
CHHHS	E3F3	CATARACT VISUALLY SIGNIFICANT THAT IS NOT BETTER DEFINED BY ONE OF THE ABOVE CATE..	67	83	114	102	88	79	70	79	88	97	145	198
	E3H9	CATARACT WITH ONE OF THE FOLLOWING : (1) DOES NOT MEET VISUAL REQUIREMENT FOR CL..	2	2	1	10	9	4	7	7	5	5	5	6
FHSHS	1FP6	BREAST MALE GYNECOMASTIA AND OTHER ANOMALIES	Null	Null	Null	Null	Null	Null	Null	1	1	Null	Null	Null
	1KN5	WOUND CARE PRIMARY OR DELAYED PRIMARY CLOSURE	Null	Null	Null	Null	Null	1	1	Null	Null	Null	Null	Null
	1K29	SCAR REVISION WITH FUNCTIONAL IMPAIRMENT	Null	Null	1	Null	Null	Null	Null	Null	Null	Null	Null	Null
	1L42	SOFT TISSUE OR NERVE CANCER SUSPECTED	2	Null	Null	Null	Null	Null	Null	Null	Null	Null	Null	Null
	1L59	SOFT TISSUE NERVE OR SKIN LESION BENIGN	2	14	13	9	5	5	5	7	5	7	6	4
	1L67	SOFT TISSUE OR NERVE HIGH GRADE MALIGNANT TUMOUR	Null	Null	1	Null	Null	Null	Null	Null	Null	Null	Null	Null

Summary view-Completed

Alberta Health Services - Edmonton Zone
 Waitlist by aCATS Diagnosis: Activity by Month - PATIENTS COMPLETED
 Reporting Period: 2015/10/01 to 2015/10/31
 Site: All
 Cases Included: All
 Process Date: 4/25/2016 12:38:51 PM

This is an aCATS data report sourced from the Operating Room Information System and surgeon waitlist may not be 100% represented on this report. For waitlist patients without an aCATS code, this report must be used in conjunction with pre-existing process.

SITE	aCATS CODE	aCATS DIAGNOSIS	APR	MAY	JUN	JUL	AUG	SEP	OCT	NOV	DEC	JAN	FEB	MAR
ALBERTA			142	Null	30	Null	Null	Null	Null	Null	Null	Null	Null	49
CHHHS			76	95	106	74	75	116	123	126	100	93	101	115
CHHHS			10	5	16	22	21	17	10	7	5	3	2	19
CHHHS			259	357	363	238	171	319	317	275	230	271	284	329
CHHHS			693	721	700	464	464	699	797	674	543	728	713	732
CHHHS			75	89	109	78	136	187	183	174	140	155	148	206
CHHHS			979	1,005	1,091	600	698	1,085	1,151	966	752	1,067	1,075	1,067
CHHHS			201	214	223	177	151	217	227	209	165	217	183	181
CHHHS			2,247	2,287	2,019	1,677	1,590	2,348	2,523	2,130	1,722	2,291	2,232	2,353
CHHHS			420	467	358	249	179	406	413	293	267	345	348	415
CHHHS			665	732	688	624	552	775	816	659	602	825	588	717
CHHHS			11	15	19	Null	13	Null	21	Null	32	1	8	Null
CHHHS			176	146	234	158	5	186	164	198	121	185	204	233

5A - aCATS Surgical Summary Chart

The 5A Report is a Surgical Summary Pie Chart which displays the number of patients waiting for surgery with an aCATS code and how many cases have been completed by percentage of in and out of window.

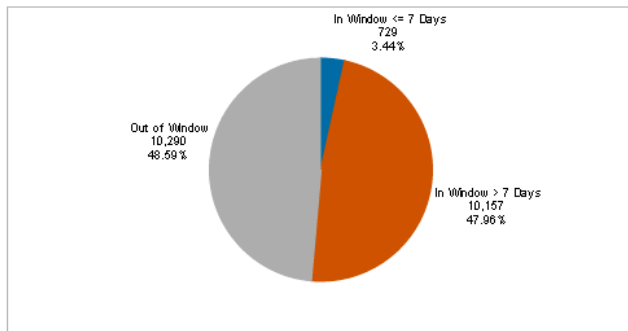
This report is used as a visual for surgeons and operational leadership.

Alberta Health Services - Edmonton Zone aCATS Surgical Summary Chart

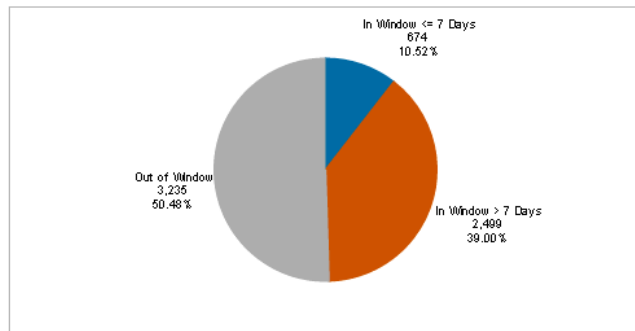
01) This is an aCATS data report sourced from the Operating Room Information system and surgeon waitlist may not be 100% represented on this report. For waitlist patients without an aCATS code this report must be used in conjunction with pre-existing process.
02) For internal and surgeon use, validation and/or education purposes and is NOT intended for funding or capacity management purposes.

START DATE	END DATE	SITE	GROUP	MNEMONIC GROUP	aCATS CODE	CASES INCLUDED	PROVIDER	PROVIDER SERVICE
2015/10/01	2015/10/31	(All)	(All)	(All)	(All)	(All)	(All)	(All)

Patients Waiting



Patients Completed



PATIENTS WAITING	TOTAL WAITING	% OF TOTAL WAITING	PATIENTS COMPLETED	TOTAL COMPLETED	% OF TOTAL COMPLETED
In Window <= 7 Days	729	3.44%	In Window <= 7 Days	674	10.52%
In Window > 7 Days	10,157	47.96%	In Window > 7 Days	2,489	39.00%
Out of Window	10,290	48.59%	Out of Window	3,235	50.48%
Grand Total	21,176	100.00%	Grand Total	6,408	100.00%

Notes:

- 01) Includes all cases with status of active, waitlist, or completed with aCATS Diagnosis.
- 02) Cases with multiple procedures are attributed to the primary or admitting surgeon providing care. The case is not included in reports for second surgeons or services.
- 03) In Window is a count of the patients waiting or completed within or equal to the maximum number of days determined by aCATS diagnosis wait time.
- 04) Out of Window is a count of the patients waiting or completed greater than the maximum number of days determined by aCATS diagnosis wait time.
- 05) Cancer Y/N relates to the aCATS diagnosis sub-category which indicates cancer or suspected cancer.

Note:

1. In Window is a count of the patients waiting or completed within or equal to the maximum number of days determined by aCATS diagnosis wait time.
2. Out of Window is a count of the patients waiting or completed greater than the maximum number of days determined by aCATS diagnosis wait time.

5B - aCATS Surgical Summary

The 5B Report is a Surgical Summary which displays the number of patients waiting for surgery with an aCATS code and how many cases have been completed by percentage in and out of window. This report shows a summary by service of patients waiting with current RTT dates. Cases with a future RTT date are not included.

This report is used by surgeons and operational leadership.

Alberta Health Services - Edmonton Zone aCATS Surgical Summary

Reporting Period: 2015/10/01 to 2015/10/31
Site: All
Cases Included: All
Process Date: 4/25/2016 12:38:51 PM

D1) This is an aCATS data report sourced from the Operating Room Information system and surgeon waitlist may not be 100% represented on this report. For waitlist patients without an aCATS code this report must be used in conjunction with pre-existing process.

D2) For internal and surgeon use, validation and/or education purposes and is NOT intended for funding or capacity management purposes.

SITE	PROVIDER SERVICE	WAITING IN WINDOW > 7 DAYS	WAITING IN WINDOW <= 7 DAYS	TOTAL WAITING OUT OF WINDOW	TOTAL PATIENTS WAITING	COMPLETED IN WINDOW	% COMPLETED IN WINDOW	COMPLETED OUT OF WINDOW	% COMPLETED OUT OF WINDOW	TOTAL COMPLETED
-L		37	2	35	74	149	27%	405	73%	554
		Null	Null	1	1	Null	Null	Null	Null	Null
		236	15	97	348	62	59%	43	41%	105
		96	2	88	186	6	25%	18	75%	24
		612	28	88	728	245	74%	86	26%	331
		Null	Null	4	4	Null	Null	Null	Null	Null
		1,351	99	1,371	2,821	286	44%	364	56%	650
		245	14	253	512	66	46%	76	54%	142
		1,467	115	1,550	3,132	460	53%	402	47%	862
		356	44	377	777	63	28%	161	72%	224
		4,047	232	4,453	8,732	1,082	52%	987	48%	2,069
		578	37	334	949	228	65%	122	35%	350
		755	123	1,433	2,311	284	45%	342	55%	626
		13	Null	14	27	125	50%	127	50%	252
		364	18	192	574	117	53%	102	47%	219

5C - Surgical Summary by aCATS Code and Diagnosis

The 5C Report is a Surgical Summary which displays the number of patients waiting for surgery with an aCATS code and how many cases have been completed by percentage in and out of window. This report shows a summary by service and by surgeon of patients waiting with current RTT dates. Cases with a future RTT date are not included.

This report is used by surgeons and operational leadership.

Alberta Health Services - Edmonton Zone Surgical Summary by aCATS Code and Diagnosis

Reporting Period: 2015/10/01 to 2015/10/31

Site: All

Cases Included: All

Process Date: 5/11/2016 12:08:18 PM

D1) This is an aCATS data report sourced from the Operating Room Information system and surgeon waitlist may not be 100% represented on this report. For waitlist patients without an aCATS code this report must be used in conjunction with pre-existing process.
D2) For internal and surgeon use, validation and/or education purposes and is NOT intended for funding or capacity management purposes.

SITE	PROVIDER SERVICE	PROVIDER	WAITING IN WINDOW > 7 DAYS	WAITING IN WINDOW <= 7 DAYS	TOTAL WAITING OUT OF WINDOW	TOTAL PATIENTS WAITING	COMPLETED IN WINDOW	% COMPLETED IN WINDOW	COMPLETED OUT OF WINDOW	% COMPLETED OUT OF WINDOW	TOTAL COMPLETED
ADCL		EDMONTON SURGERY 01	37	2	35	74	149	27%	405	73%	554
CHWR		EDMONTON SURGERY 01	Null	Null	1	1	Null	Null	Null	Null	Null
CLM		EDMONTON SURGERY 01	235	15	97	347	62	59%	43	41%	105
EMED		EDMONTON SURGERY 01	68	2	47	117	3	23%	10	77%	13
		MR. DEAN	28	Null	41	69	3	27%	8	73%	11
FSCM		MR. DEAN	Null	Null	Null	Null	Null	Null	1	100%	1
		DR. STANLEY	57	Null	1	58	49	100%	Null	Null	49
		DR. STANLEY	117	3	9	129	21	64%	12	36%	33
		DR. STANLEY	177	18	27	222	89	72%	35	28%	124
		DR. STANLEY 01	6	Null	1	7	Null	Null	Null	Null	Null
		DR. STANLEY	1	Null	Null	1	Null	Null	Null	Null	Null
		DR. STANLEY (EDMONTON)	65	1	3	69	20	100%	Null	Null	20
		EDMONTON SURGERY 01	111	3	34	148	21	43%	28	57%	49
		EDMONTON SURGERY 01	4	Null	2	6	Null	Null	Null	Null	Null
		EDMONTON SURGERY 01	30	2	2	34	22	85%	4	15%	26
		EDMONTON SURGERY 01	12	Null	2	14	5	83%	1	17%	6
		EDMONTON SURGERY 01	23	1	6	30	18	78%	5	22%	23
		EDMONTON SURGERY 01	14	Null	1	15	Null	Null	Null	Null	Null
GMH		EDMONTON SURGERY 01	Null	Null	4	4	Null	Null	Null	Null	Null
GNCH		EDMONTON SURGERY 01	74	4	94	172	5	24%	16	76%	21
		EDMONTON SURGERY 01	19	1	24	44	3	18%	14	82%	17

6 Series – aCATS Surgical Wait Times

The 6 Series Reports are Surgical Summaries which display the number of patients waiting or cases completed with an aCATS code by average and percentile in and out of window. The data is calculated from the target weeks assigned to the aCATS code. See notes on page 17.

This report is used by surgeons and operational leadership

6A Waiting

Alberta Health Services - Edmonton Zone
aCATS Surgical Wait Times (Waiting)

Reporting Period: 2016-04-01 to 2016-04-30
Site: All
Service: All
Provider: All
Cases Included: All
Process Date: 6/1/2016 12:13:28 PM

For internal and surgeon use, validation and/or education purposes and is NOT intended for funding or capacity management purposes.

aCATS CODE	ACATS DESCRIPTION	TOTAL PATIENTS IN WAITING	# WAITING IN WINDOW	% WAITING IN WINDOW	# WAITING OUT OF WINDOW	% WAITING OUT OF WINDOW	TARGET WEEKS	AVERAGE WAIT TIME WEEKS (WAITING)	50th PERCENTILE WEEKS (WAITING)	75th PERCENTILE WEEKS (WAITING)	90th PERCENTILE WEEKS (WAITING)
1E07	SINO NASAL MASS NEOPLASM BENIGN	10	6	60%	4	40%	6	16.1	4.5	19.3	53.3
1E15	LARYNGEAL STENOSIS WITH SIGNIFICANT AIRWAY ISSUES	3	Null	Null	3	100%	1	7.4	6.0	10.1	12.5
1E23	LARYNGEAL STENOSIS WITHOUT SIGNIFICANT AIRWAY ISSUES	4	1	25%	3	75%	12	101.5	48.0	129.1	230.6
1E31	LARYNGEAL NEOPLASM BENIGN WITHOUT SIGNIFICANT AIRWAY OBSTRUCTION	1	1	100%	Null	Null	12	2.4	2.4	2.4	2.4
1E56	VOCAL CORD PARALYSIS SYMPTOMATIC	5	2	40%	3	60%	12	16.7	14.3	18.6	33.2
1E64	LARYNGEAL POLYP OR NODULE	32	22	69%	10	31%	26	36.1	11.6	45.6	110.3
1E72	ESOPHAGEAL STRICTURE OR DIVERTICULUM WITHOUT OBSTRUCTION	25	6	24%	19	76%	12	76.1	45.0	116.9	192.9
1E98	NASAL DEFORMITY CHRONIC	12	3	25%	9	75%	26	64.5	65.3	97.8	122.1

6B Completed

Alberta Health Services - Edmonton Zone
aCATS Surgical Wait Times (Completed)

Reporting Period: 2016-04-01 to 2016-04-30
Site: All
Service: All
Provider: All
Cases Included: All
Process Date: 6/1/2016 12:13:28 PM

For internal and surgeon use, validation and/or education purposes and is NOT intended for funding or capacity management purposes.

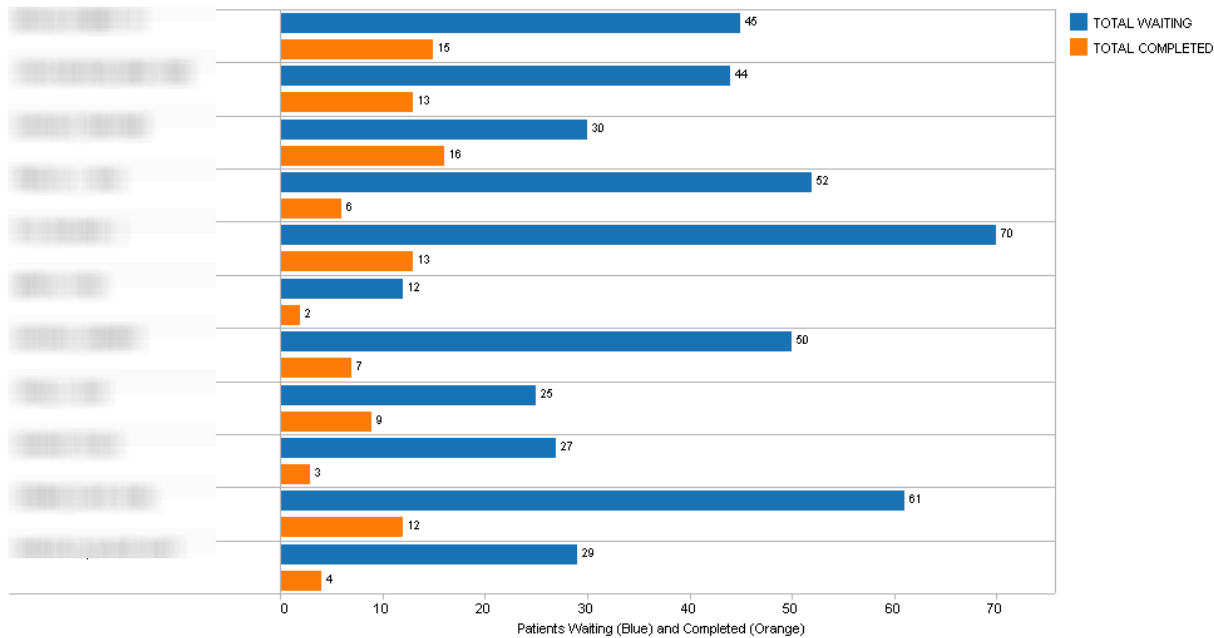
aCATS CODE	ACATS DESCRIPTION	TOTAL PATIENTS COMPLETED	# COMPLETED IN WINDOW	% COMPLETED IN WINDOW	# COMPLETED OUT OF WINDOW	% COMPLETED OUT OF WINDOW	TARGET WEEKS	AVERAGE WAIT TIME WEEKS (COMPLETED)	50th PERCENTILE WEEKS (COMPLETED)	75th PERCENTILE WEEKS (COMPLETED)	90th PERCENTILE WEEKS (COMPLETED)
1E07	SINO NASAL MASS NEOPLASM BENIGN	4	4	100%	Null	Null	6	2.3	2.2	3.4	3.9
1E15	LARYNGEAL STENOSIS WITH SIGNIFICANT AIRWAY ISSUES	2	1	50%	1	50%	1	6.1	6.1	8.8	10.5
1E23	LARYNGEAL STENOSIS WITHOUT SIGNIFICANT AIRWAY ISSUES	1	Null	Null	1	100%	12	19.0	19.0	19.0	19.0
1E31	LARYNGEAL NEOPLASM BENIGN WITHOUT SIGNIFICANT AIRWAY OBSTRUCTION	1	1	100%	Null	Null	12	5.1	5.1	5.1	5.1
1E56	VOCAL CORD PARALYSIS SYMPTOMATIC	1	Null	Null	1	100%	12	25.4	25.4	25.4	25.4
1E64	LARYNGEAL POLYP OR NODULE	7	7	100%	Null	Null	26	11.6	14.9	15.9	16.3
1E72	ESOPHAGEAL STRICTURE OR DIVERTICULUM WITHOUT OBSTRUCTION	1	Null	Null	1	100%	12	12.3	12.3	12.3	12.3
1E98	NASAL DEFORMITY CHRONIC	1	Null	Null	1	100%	26	50.0	50.0	50.0	50.0

6C Waiting and Completed

Alberta Health Services - Edmonton Zone aCATS Surgical Waiting and Completed by Provider

For internal and surgeon use, validation and/or education purposes and is NOT intended for funding or capacity management purposes.

START DATE	END DATE	SITE	GROUP	MNEMONIC GROUP	aCATS CODE	CASES INCLUDED	PROVIDER	PROVIDER SERVICE
2015/10/01	2015/10/31	(All)	(All)	Null	(All)	(All)	(All)	NEUROSURGERY



Note:

- Wait Time in Weeks is the last date of the reporting period (End Date) minus the Ready to Treat Date.
 - Average: Total numbers of week's cases have been waiting divided by the number of cases waiting.
 - 50th Percentile: Total number of weeks that 50% of the cases have been waiting. 50% have been waiting less than the number of weeks and 50% have been waiting longer.
 - 75th Percentile: Total number of weeks that 75% of the cases have been waiting. 75% have been waiting less than the number of weeks and 25% have been waiting longer.
 - 90th Percentile: Total number of weeks that 90% of the cases have been waiting. 90% have been waiting less than the number of weeks and 10% have been waiting longer

98A – Zone Waitlist by aCATS Diagnosis by Service Detail

This is an Edmonton Zone report created for leadership that captures waiting and completed cases by service for the entire zone. Filter capabilities include: date ranges, cancer or non-cancer and provider service with detail or by summary.

This report is used by operational leadership.

Detailed view

Alberta Health Services - Edmonton Zone Zone Waitlist by aCATS Diagnosis by Service Detail

Reporting Period: 2015/10/01 to 2015/10/31
Site: All
Service: All
Cases Included: All
Process Date: 5/11/2016 12:08:18 PM

This is an aCATS data report sourced from the Operating Room Information System and surgeon waitlist may not be 100% represented on this report. For waitlist patients without an aCATS code, this report must be used in conjunction with pre-existing process.

PROVIDER SERVICE	aCATS CODE	aCATS DIAGNOSIS	WAITING IN WINDOW > 7 DAYS	WAITING IN WINDOW <= 7 DAYS	TOTAL WAITING OUT OF WINDOW	TOTAL PATIENTS WAITING	% WAITING OUT OF WINDOW	COMPLETED IN WINDOW	% COMPLETED IN WINDOW	COMPLETED OUT OF WINDOW	% COMPLETED OUT OF WINDOW	TOTAL COMPLETED
CARDIAC SURGERY	8XZ1	THORACIC AORTA ANEURYSM 5 TO 6 CM DIAMETER	Null	Null	Null	Null	Null	4	100%	Null	Null	4
	F0E6	MITRAL OR TRICUSPID VALVE DISEASE WITH STABLE SYMPTOMS	6	Null	Null	6	Null	8	89%	1	11%	9
	F0K3	PULMONARY REGURGITATION / INSUFFICIENCY STABLE SYMPTOMS	1	Null	1	2	50%	1	50%	1	50%	2
	F0N6	PULMONARY STENOSIS STABLE SYMPTOMS	1	Null	Null	1	Null	Null	Null	Null	Null	Null
	F3E3	STERNAL WOUND COMPLICATION ACUTE	Null	Null	Null	Null	Null	1	100%	Null	Null	1

Summary view

Alberta Health Services - Edmonton Zone Zone Waitlist by aCATS Diagnosis by Service Detail

Reporting Period: 2015/10/01 to 2015/10/31
Site: All
Service: All
Cases Included: All
Process Date: 4/25/2016 12:38:51 PM

This is an aCATS data report sourced from the Operating Room Information System and surgeon waitlist may not be 100% represented on this report. For waitlist patients without an aCATS code, this report must be used in conjunction with pre-existing process.

PROVIDER SERVICE	aCATS CODE	aCATS DIAGNOSIS	WAITING IN WINDOW > 7 DAYS	WAITING IN WINDOW <= 7 DAYS	TOTAL WAITING OUT OF WINDOW	TOTAL PATIENTS WAITING	% WAITING OUT OF WINDOW	COMPLETED IN WINDOW	% COMPLETED IN WINDOW	COMPLETED OUT OF WINDOW	% COMPLETED OUT OF WINDOW	TOTAL COMPLETED
CARDIAC SURGERY			38	14	22	74	30%	104	92%	9	8%	113
DENTAL / ORAL SURGERY			197	12	272	481	57%	18	35%	33	65%	51
GENERAL SURGERY			1,763	115	1,378	3,256	42%	525	58%	386	42%	911
NEUROSURGERY			134	23	200	437	65%	43	43%	57	57%	100
PLASTIC SURGERY			676	53	918	1,647	56%	208	60%	141	40%	349
THORACIC SURGERY			47	13	26	86	30%	52	56%	41	44%	93
UNKNOWN SERVICE			1	Null	7	8	88%	Null	Null	Null	Null	Null
UROLOGY			311	59	509	879	58%	199	48%	213	52%	412

99A – Zone Waitlist by aCATS Diagnosis by Site Detail

This is an Edmonton Zone report created for leadership that captures completed cases by site for the entire zone. Filter capabilities include: date ranges, cancer or non cancer and provider service with detail or by summary.

This report is used by surgeon and operational leadership.

Detailed view

Alberta Health Services - Edmonton Zone Zone Waitlist by aCATS Diagnosis by Site Detail

Reporting Period: 2015/10/01 to 2015/10/31
Site: All
Cases Included: All
Process Date: 5/11/2016 12:08:18 PM

This is an aCATS data report sourced from the Operating Room Information System and surgeon waitlist may not be 100% represented on this report. For waitlist patients without an aCATS code, this report must be used in conjunction with pre-existing process.

aCATS CODE	aCATS DIAGNOSIS	WAITING IN WINDOW > 7 DAYS	WAITING IN WINDOW <= 7 DAYS	TOTAL WAITING OUT OF WINDOW	TOTAL PATIENTS WAITING	% WAITING OUT OF WINDOW	COMPLETED IN WINDOW	% COMPLETED IN WINDOW	COMPLETED OUT OF WINDOW	% COMPLETED OUT OF WINDOW	TOTAL COMPLETED
1E07	SINO NASAL MASS NEOPLASM BENIGN	2	Null	4	6	67%	Null	Null	Null	Null	Null
1E15	LARYNGEAL STENOSIS WITH SIGNIFICANT AIRWAY ISSUES	Null	1	8	9	89%	Null	Null	3	100%	3
1E23	LARYNGEAL STENOSIS WITHOUT SIGNIFICANT AIRWAY ISSUES	1	Null	3	4	75%	1	50%	1	50%	2
1E31	LARYNGEAL NEOPLASM BENIGN WITHOUT SIGNIFICANT AIRWAY OBSTRUCTION	1	Null	Null	1	Null	Null	Null	1	100%	1
1E56	VOCAL CORD PARALYSIS SYMPTOMATIC	3	Null	2	5	40%	2	67%	1	33%	3
1E64	LARYNGEAL POLYP OR NODULE	21	Null	10	31	32%	11	92%	1	8%	12
1E72	ESOPHAGEAL STRICTURE OR DIVERTICULUM WITHOUT OBSTRUCTION	5	2	16	23	70%	1	50%	1	50%	2
1E80	SCAR UNACCEPTABLE	Null	Null	2	2	100%	1	100%	Null	Null	1
1E98	NASAL DEFORMITY CHRONIC	5	Null	12	17	71%	1	100%	Null	Null	1
1EE1	FACIAL FRACTURE ACUTE	Null	3	2	5	40%	9	69%	4	31%	13
1EF9	HEAD AND NECK DEFECTS RECONSTRUCTION ACUTE	Null	3	2	5	40%	Null	Null	3	100%	3
1EH5	HEAD AND NECK DEFECTS RECONSTRUCTION CHRONIC	3	Null	3	6	50%	Null	Null	1	100%	1
1EK8	EYE LID DEFORMITY	1	Null	1	2	50%	Null	Null	1	100%	1
1EL6	FACIAL PARALYSIS FACIAL REANIMATION	3	Null	2	5	40%	Null	Null	Null	Null	Null

Summary view

Alberta Health Services - Edmonton Zone Zone Waitlist by aCATS Diagnosis by Site Detail

Reporting Period: 2015/10/01 to 2015/10/31
Site: All
Cases Included: All
Process Date: 4/25/2016 12:38:51 PM

This is an aCATS data report sourced from the Operating Room Information System and surgeon waitlist may not be 100% represented on this report. For waitlist patients without an aCATS code, this report must be used in conjunction with pre-existing process.

aCATS CODE	aCATS DIAGNOSIS	WAITING IN WINDOW > 7 DAYS	WAITING IN WINDOW <= 7 DAYS	TOTAL WAITING OUT OF WINDOW	TOTAL PATIENTS WAITING	% WAITING OUT OF WINDOW	COMPLETED IN WINDOW	% COMPLETED IN WINDOW	COMPLETED OUT OF WINDOW	% COMPLETED OUT OF WINDOW	TOTAL COMPLETED
		10,157	729	10,290	21,176	49%	3,173	50%	3,235	50%	6,408

Edmonton Zone Completed Report

This is an Edmonton Zone report that provides a list of all the completed surgical cases for a specified date range. Filter capabilities include: by site, provider and provider service, and in and out of target.

This report is used by surgeons and operational leadership.

START DATE	END DATE	SITE	CASES INCLUDED	ULI / BOOKING NO / ...	PROVIDER SERVICE	PROVIDER	TARGET TIME PASSED	DEPRECATED	SORT
2016/02/01	2016/02/29	(All)	(All)	ULI	(All)	(All)	(All)	(All)	DAYS TO TARGET...

Alberta Health Services - Edmonton Zone Edmonton Zone Patient List of Completed Surgeries 2016/02/01 to 2016/02/29

Site: All
Service: All
Surgeon: All
Cases Included: All

PATIENT NAME	ULI / BOOKING NO / MRN	PROVIDER	aCATS CODE	aCATS DIAGNOSIS	PROCEDURE NOTES	DECISION TO TREAT DATE	READY TO TREAT DATE	COMPLETED DATE	TARGET DAYS	DAYS TO TARGET %	# OF DAYS IN (-) OR OUT (+) OF TARGET	TARGET TIME FLAG
			W427	DENTAL CARIES ADVANCED WITH PAIN HIGH RISK MEDICAL STATUS	DENTAL EXTRACTION - REMOVAL OF ALL REMAINING TEETH	2012/07/30	2014/09/01	2016/02/10	7	8500%	520	←
			1H38	EXTREMITY NERVE INJURY ACUTE	RELEASE OF ULNAR NERVE LEFT ELBOW AND WRIST	2014/11/03	2014/11/03	2016/02/17	7	7600%	464	←
			1P48	SPINAL STENOSIS AXIAL PAIN UNRESPONSIVE TO ORAL NARCOTICS.	POSTERIOR LUMBAR 3 / 5 SPINAL INSTRUMENTATION AND DECOMPR.	2014/05/14	2014/05/14	2016/02/22	14	4986%	635	←
			1NP8	RADICULOPATHY WITH MODERATE STABLE IMPAIRMENTS DUE TO SPOND.	LEFT LUMBAR 4/5 LATERAL RECESS DECOMPRESSION	2013/06/27	2013/06/28	2016/02/25	28	3586%	944	←
			1EF9	HEAD AND NECK DEFECTS RECONSTRUCTION ACUTE	MOHS RECONSTRUCTION NASAL DEFECT	2015/09/29	2015/09/29	2016/02/25	7	2886%	142	←
			8U63	URETHRAL STRICTURE LOWER URINARY TRACT SYMPTOMS WITHOU..	BULBAR URETHRAL RECONSTRUCTION HARVEST BUCC..	2014/08/06	2014/08/06	2016/02/22	28	2143%	537	←
			WSK1	HERNIA INCARCERATED OF ANY TYPE	OPEN VENTRAL INCISIONAL HERNIA REPAIR WITH INSERTION OF MESH	2015/09/14	2015/09/14	2016/02/02	7	3100%	134	←
			1ZP6	HEMATURIA GROSS	RIGHT URETEROCELE LASER INCISION	2015/04/30	2015/04/30	2016/02/02	14	2479%	264	←
			1NN2	RADICULOPATHY WITH SEVERE PROGRESSIVE IMPAIRMENT DUE TO S.	MICROSCOPIC LUMBAR DECOMPRESSION ppdx1 DS-PAC	2015/06/01	2015/06/01	2016/02/16	14	2250%	246	←

Edmonton Zone Access Reports

These are Edmonton Zone reports that capture overall total numbers for waiting or completed cases. Filter capabilities include: by site, service, provider cancer, non cancer. The waiting reports provide totals as of the last update to the data repository. The completed reports have totals by a date range selected.

These reports are used by surgeons and operational leadership.

The Surgical aCATS Edmonton Zone Access Reports include:

[Waiting Out of Window Physician Summary](#)

[Waiting Out of Window Service Summary](#)

[Completed Out of Window Physician Summary](#)

[Completed Out of Window Service Summary](#)

The Waiting Out of Window Summary reports show “Anticipated OR Time in Hours” for all waiting cases and are identified by admit type.

IP- any patient that requires an in-patient bed or overnight stay

DS- any patient going home the same day as their procedure and do not require an in-patient bed or overnight stay

Waiting Out of Window Physician Summary

Alberta Health Services - Edmonton Zone

aCATS Edmonton Zone Waiting Out of Window Physician Summary

Includes Cases Waiting as of 2016/05/10

Cases Included: All

~~Physician~~ **Hospital**

GENERAL SURGERY	Total Cases Waiting	Total Cases Waiting OOW	Anticipated OR Time in Hours (All Waiting Cases)	Anticipated OR Time in Hours (IP OOW Cases)	Anticipated OR Time in Hours (DS OOW Cases)	% Waiting OOW
FAROOQ, OMER	180	23	183.2	3.0	23.3	12.8%
JUNA, FAHEEM KHAYRULLAH	83	8	83.0		3.7	7.2%
SIMPSON, GEND	35	5	37.5	2.7	3.8	14.3%
STEWART, JAMES HARLESS	11		9.2			
SHENK, DONALD	44	18	43.8	3.5	14.8	38.4%
YAKHNEV, WALTER J.	4		4.7			
SERVICE TOTAL:	357	50	321.3	9.2	45.7	14.0%
OBSTETRICS AND GYNECOLOGY	Total Cases Waiting	Total Cases Waiting OOW	Anticipated OR Time in Hours (All Waiting Cases)	Anticipated OR Time in Hours (IP OOW Cases)	Anticipated OR Time in Hours (DS OOW Cases)	% Waiting OOW
AZER, SAHAR	1		0.7			
CHENUE, GLEESDUN	7		7.8			
SERVICE TOTAL:	8		8.5			
OPHTHALMOLOGY	Total Cases Waiting	Total Cases Waiting OOW	Anticipated OR Time in Hours (All Waiting Cases)	Anticipated OR Time in Hours (IP OOW Cases)	Anticipated OR Time in Hours (DS OOW Cases)	% Waiting OOW
CHIN, STANLEY	23	1	7.7		0.3	4.3%
HARRIS, ROSE	28		8.7			
HERRON, JOHN PAUL	8	4	7.8		2.2	50.0%
KUTNER, NORLEY R.	25	11	8.3		3.7	44.0%
SERVICE TOTAL:	82	16	32.5		6.2	19.5%
Total:	447	66	362.3	9.2	51.8	14.8%

Waiting Out of Window Service Summary

Alberta Health Services - Edmonton Zone

aCATS Edmonton Zone Waiting Out of Window Service Summary

Includes Cases Waiting as of 2016/05/10

Cases Included: (All)

~~Physician~~ **Hospital**

SERVICE	Total Cases Waiting	Total Cases Waiting OOW	Anticipated OR Time in Hours (All Waiting Cases)	Anticipated OR Time in Hours (IP OOW Cases)	Anticipated OR Time in Hours (DS OOW Cases)	% Waiting OOW
DENTAL / ORAL SURGERY	11		22.3			
GENERAL SURGERY	302	97	417.6	36.4	91.2	32.1%
OBSTETRICS AND GYNECOLOGY	189	57	241.3	38.8	32.8	30.2%
ORTHOPEDIC SURGERY	1043	488	1702.4	700.6	171.9	48.8%
OTOLARYNGOLOGY	60	42	84.7	6.5	48.3	70.0%
PLASTIC SURGERY	1000	489	2010.4	286.6	747.7	48.9%
UROLOGY	383	172	310.2	25.1	129.6	47.4%
Total:	2968	1345	4788.7	1092.0	1221.5	45.3%

Completed Out of Window Physician Summary

Alberta Health Services - Edmonton Zone
 aCATS Edmonton Zone Completed Out of Window Physician Summary
 Surgeries Completed from 2014/01/01 to 2016/05/10
 Cases Included: All

Hospital			
GENERAL SURGERY	Total Cases Completed	Total Cases Completed OOVV	% Completed OOVV
ALVARADO, TERRY	12	2	16.7%
BOROVIC, MIHA	17	1	5.9%
BURTON, GARY	733	127	17.3%
CHU, RANDEEN/ARTUR/ALL	748	34	4.5%
DELU, ALVIN	29	2	6.9%
HAPOUR, DENIS	144	20	13.9%
HEGALIAN, TOSS	22	11	50.0%
SPRENG, JAMES/ARLON	172	6	3.5%
SHANK, DENNIS	578	113	19.6%
WAGNER, WALTER J.	76	7	9.2%
SERVICE TOTAL:	2531	323	12.8%
OPHTHALMOLOGY	Total Cases Completed	Total Cases Completed OOVV	% Completed OOVV
CHAI, STANLEY	833	36	4.3%
WANG, WING	2653	147	5.5%
HEUNG, HEUNG H.	12	9	75.0%
HEUNG, JOHANN	38	15	39.5%
KUTNER, HARVEY H.	1218	305	25.0%
MCCONALD, EUGENE/ALAN	5	5	100.0%
SHARF-PHARAB, CAROL/SHARON	42	25	59.5%
SERVICE TOTAL:	4801	542	11.3%
Total:	7375	870	11.8%

Completed Out of Window Service Summary

Alberta Health Services - Edmonton Zone
 aCATS Edmonton Zone Completed Out of Window Service Summary
 Surgeries Completed from 2014/01/01 to 2016/05/10
 Cases Included: All

Hospital			
SERVICE	Total Cases Completed	Total Cases Completed OOVV	% Completed OOVV
DENTAL / ORAL SURGERY	819	417	50.9%
GENERAL SURGERY	4551	1850	40.7%
NEUROSURGERY	832	577	69.4%
OBSTETRICS AND GYNECOLOGY	10586	2707	25.6%
OPHTHALMOLOGY	21777	8470	38.9%
ORTHOPEDIC SURGERY	7711	4663	60.5%
OTOLARYNGOLOGY	4912	2331	47.5%
PLASTIC SURGERY	1700	505	29.7%
THORACIC SURGERY	2391	1386	58.0%
UROLOGY	2077	1011	48.7%
Total:	57356	23917	41.7%