

## A Look at Inpatient Diabetes Utilization

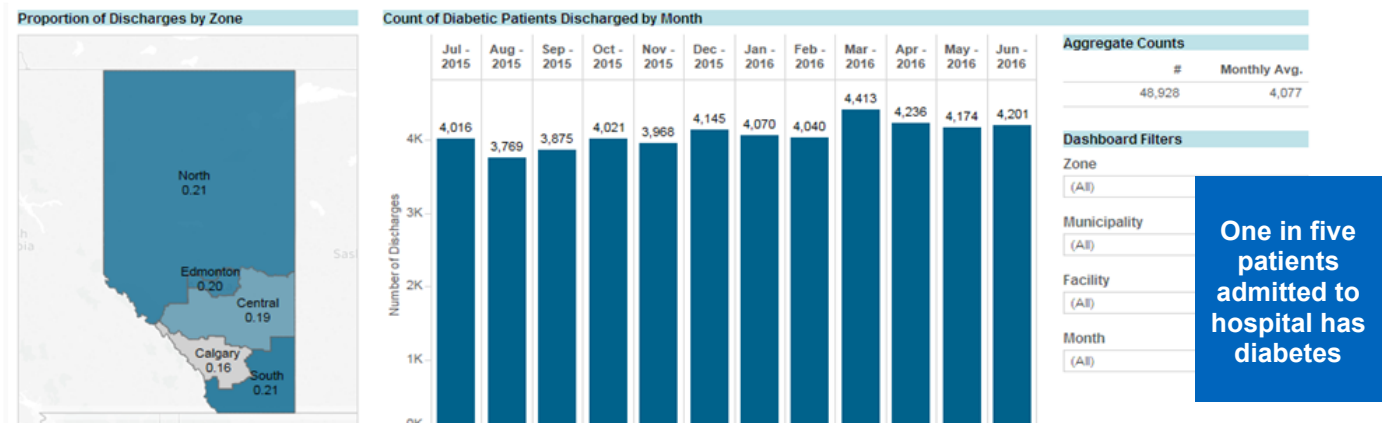
The DON SCN strives to improve the health and well-being of individual Albertans and our communities through a collaborative network that: encourages uptake of best practices, promotes improvements, and champions innovation in nutrition and in the prevention and management of diabetes and obesity across the health system to promote equitable access, quality and sustainability.

### DON SCN Fast Facts

- ◇ 20 % of adult patients admitted to Alberta hospitals have diabetes coded in their chart
- ◇ 34 % of these patients use insulin to manage their diabetes in the community
- ◇ 52% of patients admitted to hospital in Alberta have A1Cs that are not within the recommended target of 7% or lower

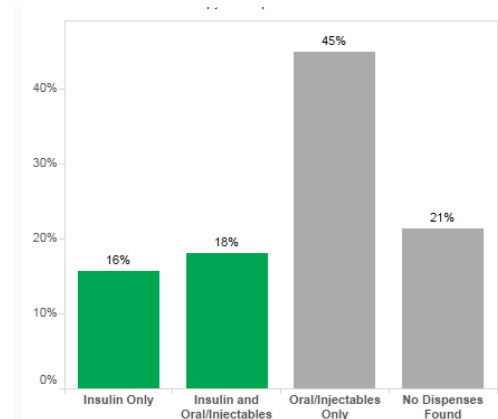
The inpatient utilization dashboard allows the user to explore details of patients with diabetes that are admitted to Alberta hospitals. The data can be broken down by Zone and site. Data available includes: prevalence, reason for admission, length of stay, age, A1C testing, etc.

## Prevalence of Diabetes across Alberta Hospitals



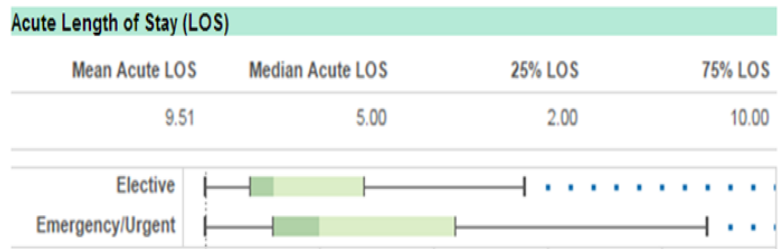
**One in five patients admitted to hospital has diabetes**

## How many Patients manage their diabetes with insulin?



**Some may be surprised to know that 34% of all patients with diabetes use insulin at home**

## Length of Stay



**Patients with diabetes have an average length of stay 40% greater than their counterparts without diabetes**

## What brings patients with diabetes to hospital?

### Number of Discharges With:

	Number of Visits
Diabetic Ketoacidosis DX Coded	1,513
Diabetic Foot Ulcer DX Coded	1,193
Lower Limb Amputation Procedure Coded	582

The dashboard can be used to identify the diagnosis coded for patients admitted to Alberta hospitals

### Dashboard Filters

Zone  
(All)

Municipality  
(All)

Facility  
(All)

Month  
(All)

### Top 10 Major Clinical Categories

The major clinical category represents a broad categorization of patients based on the most responsible diagnosis code (i.e., the diagnosis determined to be responsible for the greatest portion of the patients stay).

	#	%
Diseases & Disorders of the Circulatory System	9,358	19%
Diseases & Disorders of the Respiratory System	5,143	11%
Diseases & Disorders of the Digestive System	4,448	9%
Diseases & Disorders of the Kidney, Urinary Tract & Male Reproductive System	4,261	9%
Diseases & Disorders of the Endocrine System, Nutrition & Metabolism	3,925	8%
Other Reasons for Hospitalization	3,605	7%
Diseases & Disorders of the Musculoskeletal System & Connective Tissue	3,392	7%

## What is the age of our patients?

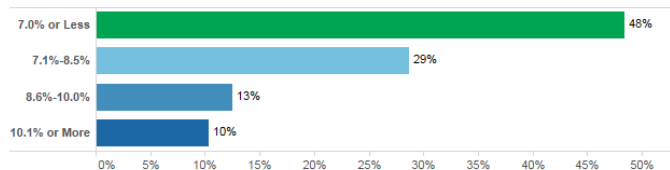
### Demographic Breakdown

	% Female	Mean Age	Median Age	25% Age	75% Age
	44%	67.57	69.00	59.00	79.00
18 to 19 yrs	104	0.2%			
20 to 29 yrs	823	1.7%			
30 to 39 yrs	1,524	3.1%			
40 to 49 yrs	3,176	6.5%			
50 to 59 yrs	7,377	15.1%			
60 to 69 yrs	12,482	25.5%			
70 to 79 yrs	12,104	24.7%			
80 to 89 yrs	9,228	18.9%			
90 + yrs	2,110	4.3%			

## How well are they managing their sugars in the community?

### % of Patients With Most Recent A1C <= 7.0%

According to the CDA: Clinical Practice Guidelines, A1C should be targeted to be <=7.0% for most patients. Only 48% of all tested patients discharged in the last 12 months met the guideline criteria.



Only 48% of patients admitted to hospital in Alberta have A1Cs that are within the recommended target

## Patients admitted to Calgary Zone urban hospitals

More detailed information may be available on request for patients admitted to hospital in the 4 centres in Calgary using Sunrise Clinical Manager, as data can be extracted from the electronic health record.

### Data Source

#### AHS Tableau dashboard:

The Tableau dashboard is currently available to AHS clinicians and researchers who are interested in information about patients with diabetes in Alberta Hospitals. Please contact the DON SCN at the email below for the Tableau link.

For non AHS staff interested in accessing this data; please contact the DON SCN at the email address below.



Alberta Health  
Services

For more information about the dashboard; contact us at:  
[diabetesobesitynutrition.scn@ahs.ca](mailto:diabetesobesitynutrition.scn@ahs.ca)